



Loyola Ophthalmology Quarterly Newsletter

*Subspecialty Focus: Corneal Disease
and Optometry/Low Vision*

Winter 2017

In this Issue

Loyola Preferral

Clinical Update Cornea and Optometry

Awards and Recognition

Development

Education Programs

Community and Global Service

Research Update

Alumni News

Upcoming CME Events



Message from the Chairman

It is a pleasure for me to provide an overview of our forthcoming quarterly electronic newsletters, which will be shared with you, our referring primary care physicians, ophthalmologists, optometrists and alumni. We continue to focus our efforts on thoughtful collaboration in all of our core missions of academic medicine: patient care, education, research and service, as we build on our relationships with Loyola faculty

from other departments, as well as colleagues from other institutions in Chicago, across the U.S. and internationally (China and Guatemala). The department of ophthalmology has grown substantially, with over 50 full- and part-time clinical and research faculty serving the Loyola and Hines VA communities.

Our quarterly newsletters will focus on stories from patients with challenging eye disease, advances in our subspecialty vision research programs, as well as upcoming CME programs. They will each contain only two specialties per newsletter to provide narrow topics of interest: winter (Cornea and Optometry), spring (Retina, Uveitis and Low Vision), summer (Glaucoma/Cataract and Pediatrics) and fall (Neuro-ophthalmology and Oculoplastics). I hope that you will find these highlights useful and we look forward to helping you care for your patients with complex eye disease.

Charles S. Bouchard, MD, MA

John Mulcahy Professor and Chairman, Department of Ophthalmology

Loyola Preferral

Preferral is Loyola Medicine's free mobile device app that enables easy collaboration between referring physicians, their staff and their patients with Loyola doctors. Preferral can be used to find Loyola specialists by clinical interest, location and language, as well as to reach our doctors quickly through mobile device, pager, backline or assistant. The app also provides follow-up from Loyola when referring patients and helps them keep track of referrals by sending instant reminders to their phones. **Call 844-773-3775 to get started.**

Loyola Medicine Preferral

Loyola Medicine's FREE mobile app makes it easier for you and your staff to work with Loyola specialists.

[LEARN MORE](#)



Clinical Update Cornea and Optometry

Cornea Service Line

With the recruitment of **Roshni Vasaiwala, MD**, we are proud to announce a new ocular surface disease service, which aims to provide comprehensive, multidisciplinary and structured care of patients with ocular surface diseases, including corneal stem cell deficiency, ocular graft versus host disease, Stevens Johnson syndrome, thermal and chemical burns and severe tear dysfunction syndromes. The primary focus will be the use of the latest technology in the diagnosis of these conditions, including meibography, tomography, OSDI assessment, and up-to-date management, including complex contact lens management, serum tears, amniotic membrane and limbal stem cell transplantation. We expect this service to streamline the diagnosis and management of patients with challenging ocular surface conditions.


We also continue to provide medical and surgical care for patients with a wide variety of corneal, infectious, immune and refractive diseases through management with the latest techniques, including endothelial keratoplasty, DSEK, lamellar keratoplasty, penetrating keratoplasty and refractive surgery, as well as management of complex cataract and anterior segment reconstruction. We are committed to providing second opinions for patients seeking additional complete evaluation of any prior complex anterior segment clinical problem.



Roshni Vasaiwala, MD

We are happy to announce the recruitment of **Roshni Vasaiwala, MD**, as the new director of the cornea service. Dr. Vasaiwala completed her general ophthalmology and cornea and refractive surgery training at the University of Illinois Eye and Ear Infirmary. She was in a busy practice in the southwest suburbs of Chicago

for the last four years, where her focus included dry eye and ocular surface disease, corneal infections, corneal dystrophies, cataract surgery, corneal transplantation, ocular surface reconstruction and refractive surgery. Dr. Vasaiwala sees patients at Loyola's Maywood and Burr Ridge campuses. She will also continue our refractive surgery program, which has a new location at the Kraff Eye Institute in downtown Chicago. Patients can be scheduled by calling 888-584-7888 or by visiting loyolamedicine.org/ophthalmology.



David Lubeck, MD



Thomas John, MD

Other members of the Cornea Service Line include **David Lubeck, MD**, and **Thomas John, MD**, both adjunct clinical faculty who provide resident lectures in corneal and refractive surgery.


Optometry Service Line

The optometry service line provides services that complement the Ocular Surface Disease Specialty Clinic through state-of-the-art contact lens fitting, including scleral contact lenses, hybrid lenses, piggyback lens fittings and therapeutic bandage contact lens management. Our contact lens service also provides expert care for all types of standard gas permeable and soft lens fittings whether medically indicated or cosmetic.



Eileen Gable, OD, FAAO

Eileen Gable, OD, FAAO, was elected 2017-2018 President of the Illinois State Chapter of the American Academy of Optometry during the American Academy of Optometry Annual Meeting in Anaheim, CA, November 9-12, 2016.



Megan Hunter, OD, FAAO

As Chair of the largest committee in the AAO, **Megan Hunter, OD**, is part of the Academy's leadership team. She is responsible for overseeing all aspects of the admittance process for candidates for fellowship in the AAO.

This year, as National Vice Chair, Dr. Hunter helped bring in the largest fellowship class to date with over 260 new fellows admitted.

Awards and Recognition



Peter Russo, OD, achieved his Diplomate in the Section on Cornea, Contact Lenses and Refractive Technologies of the American Academy of Optometry (AAO) in 2009. He is also a member of the AAO Ethics Committee and a member of Illinois College of Optometry Alumni Council.

He is the moderator/organizer of Loyola department of ophthalmology Current Concepts Optometric CE program.

Development

Richard A. Perritt Charitable Foundation update

We are grateful to receive the largest gift in 20 years (\$327,920) from the Richard A. Perritt Charitable Foundation. This generous gift will provide continued support for the Perritt Research and Education Collaborative, as well the necessary foundational support to promote the EyeSim® in the Stereo Learning Center to the national spotlight. Anuradha Khanna, MD, has pioneered the development of this innovative educational program through collaboration with **Eon Reality**, one of the largest 3D software companies.

The Stereo Learning Center is currently located in the Advanced Procedure Education Center (APEC), in the basement of the Stritch School of Medicine.

Education Programs

GME Residency Program Highlights

In 2016, the 12 residents scored an average of 72 percent on their OKAP exam, making it one of the best group averages in decades.

The department of ophthalmology hosted its 4th annual Chicago Microsurgery Wet Lab in November 2016. Twenty-five faculty from the six academic medical centers in Chicago, as well as 21 industry representatives were on hand to help 37 residents from all six institutions practice a wide variety of microsurgical techniques in the areas of glaucoma, cataract and corneal and ocular surface disease. A structured assessment by **Anuradha Khanna, MD, Meenakshi Chaku, MD**, and their educational research team documented the outcomes of the learning experience.



Chicago area faculty from Loyola, Northwestern, UIC, U of Chicago, Cook County, Rush

Community and Global Service

Service to the Local and World Communities

Local Community

Eileen Gable, OD, volunteered for Catholic Charities Health Fair Vision Screening, held July 23, 2016 at Shrine of Our Lady of Guadalupe in Des Plaines, IL. Dr. Gable also presented “Primary Eye Care in a Global Setting” during the American Academy of Optometry Meeting in California. The presentation highlighted effective program development to address the global vision needs.

International Community

Members of cornea and optometry service have routinely provided service to those in need in Guatemala. We have provided this service since 2003 and more recently since 2012 through a partnership with **Humanity First, Gift of Sight**, spearheaded by **Ahsan Khan**, a 2005 Loyola alumnus. The department of ophthalmology will partner with Humanity First in their efforts to **build a new hospital (Nasir Hospital) outside of Antigua** to serve the large population.



Charles Bouchard and resident Rima Patel performing pterygium surgery



Ahsan Khan (class 2005) with Eligijus Lelis in Eye Clinic



Clara Shelton, Charles Bouchard, Olivia Bouchard, Eligijus Lelis (Class of 1989) on trip in Guatemala seeing post-op patients.





R. Tracy Williams, OD, FAAO

R. Tracy Williams, OD, attended The International Agency for the Prevention of Blindness (IAPB) 10th General Assembly Meeting in Durban, South Africa on October 27-30, 2016. This premier global event brings together eye health professionals, public health

experts and other key leaders to advance WHO Global Action Plans working for the benefit of children and adults at risk for vision loss and those with permanent vision loss. Dr. Williams, a clinical professor and low vision specialist in the department of ophthalmology, was an invited participant and also actively involved with Lions International meetings in Durban.



Peter Russo, OD, FAAO, was a volunteer for the Catholic Charities Health Fair Vision Screening, held August 13, 2016 at St. Gall Parish in Chicago, IL. He also participated in a medical mission to Semaje, Guatemala from June 11-18, 2016 as part of the Healing Hands Medical Mission to provide ongoing care to the people of San Antonio de Padua Parish. The 26-member team included four MDs (two American and two recent Guatemalan graduates); one optometrist; one dentist; one nurse practitioner; three registered nurses; two physical therapists; seven medical students (one from Midwestern University and six from Creighton); two nursing students; one ophthalmic technician; three students and one local Guatemalan guide. Dr. Russo was the sole eye care provider on the mission. With the help of a certified ophthalmic technician (COT), 207 patients were examined in four days of clinic. Of these patients, 20 percent received dilated eye exams. Approximately 180 pairs of prescription glasses and over 200 pairs of sunglasses were dispensed. Over 200 bottles of eye drops were dispensed. A list of patients requiring more advanced care or surgical care was generated. Through the efforts of the parish priest, these patients will be transported to Guatemala City for the required ophthalmologic care. Plans are underway to return in 2017.



Robert Chun, OD, FAAO

Robert Chun, OD, is one of four certified classifiers in the U.S., among 65 optometrists and ophthalmologists that participate in the role of Low Vision Impairment Classifier for the International Paralympic Committee. Dr. Chun also attended the May 2016 Paralympic event in Rio de Janeiro, Brazil.



May 2016 Paralympic event in Rio de Janeiro, Brazil

Global Health Symposium August 2015

The inaugural Global Health Symposium held, August 21, 2016 at Loyola Water Tower Campus, captured the attention of the Chicagoland eye care providers. **John Clements, MD**, a Loyola alumnus, received the Richard Gieser World Service Award, presented for his long-term service work in Angola. **Jeff Rutgard, MD**, of iSight Missions, shared his experience and expertise in short-term missions work. Participants were then given the opportunity to connect and share mission experiences. The Stritch School of Medicine hosted the Saturday morning Wet Lab, where Dr. Rutgard ran training for surgeons interested in small incision extracapsular cataract surgery.



John Clements, MD, recipient of the 2015 Richard Gieser World Service Award



Mildred Olivier, MD (right) recipient of the Richard Gieser World Service Award with Richard Gieser and Marilyn Miller, MD (left)

Chicago Global Health Symposium, August 12, 2016

The 2016 Annual Global Health Symposium took place August 19, 2016, at Loyola Water Tower Campus. The event brought together the Chicagoland eye care community around the theme of research, training and advocacy as it relates to the World Health Organizations Vision 2020 Plan. Those in attendance participated in an evening of discussion and information and were inspired by featured speakers **Marilyn Miller, MD, Prince Samuel MD, Sandra Block, OD, MPH and Anya Gushyn, MD**, who shared their experience and passion for global vision service. The evening also honored **Mildred Olivier, MD**, for her commitment to service in Haiti with the presentation of the Richard Gieser World Service Award.

Research Update

Cornea and Ocular Surface Research

The Cornea and Ocular Surface Disease Research Program is part of the larger Perritt Eye Research and Education Collaborative, which was started in 2013 as an effort to coordinate the financial support of the Perritt Charitable Foundation into four areas of research focus: 1) Education Technology; 2) Corneal and Ocular Surface Disease; 3) Glaucoma and Neurodegenerative Retinal Disease; and 4) Bioinformatics and Patient Care Outcomes Research (see chart below). The Ophthalmology Research Programs are located in the CTRE and the Hines VA Hospital.

The Loyola University Chicago (LUC) Center for Translational Research and Education (CTRE) opened in April 2016. The 227,000-square-foot center is located at the LUC Health Sciences Campus between the LUC Maguire Center and Stritch School of Medicine. It accommodates around 500 scientists, including principal investigators, postdoctoral trainees, fellows, graduate students, nursing students and medical students involved in research. The center supports the approximately

72-bench scientist faculty and 40 principal investigators doing desktop research such as public health, bioinformatics and epidemiology. The building also has a 250-seat amphitheater and 90-seat lecture hall. The five-story center is designed to foster scientific collaboration.

The research conducted at this center will translate basic science discoveries into practical applications that will improve prevention, diagnostic and treatment strategies that promote human health.




Perritt Eye Research and Education Collaborative

Director & Administrator
Charles S. Bouchard, MD, MA

Michael Sedlacek Administrative Assistant

<p style="color: #FFD700; text-align: center;">Medical Education Technology <i>Anuradha Khanna, MD, Director</i></p> <p style="color: #FFD700; text-align: center;">Medical Education Technology <i>Anuradha Khanna, MD Evan Price, MD</i></p> <ul style="list-style-type: none"> ❖ Interactive 3D Surgical Training Solutions <i>TruVision 3D Surgical System 3D Classroom and Education Center</i> ❖ On-line Ophthalmic Pathology <i>E-Learning Program National Data Base</i> ❖ Cataract Surgical Assessment Tool <i>Video Performance Review Skills Refinement</i> ❖ Loyola Leischner Institute for Medical Education ❖ LUMC Advanced Procedure and Education Center (APEC) <i>Surgical Training Resident Education Practicing Ophthalmologists</i> 	<p style="color: #FFD700; text-align: center;">Research Collaborative Programs <i>Evan Stubbs, PhD, Director Kimberly Bergan, Research Coordinator</i></p> <table border="0" style="width: 100%; border-collapse: collapse;"> <tr> <td style="width: 50%; vertical-align: top; padding: 5px;"> <p style="color: #FFD700; text-align: center;">Cornea and Ocular Surface Diseases <i>Bruce Gaynes, OD, PharmD Omer Iqbal, MD</i></p> <ul style="list-style-type: none"> ❖ Dry Eye Disease <i>Floppy Eyelid Syndrome Graft vs Host Disease (GVHD)</i> ❖ Corneal Disease <i>Keratoconus, Proteomics Corneal Transplantation</i> ❖ Genetics of Rare Disease <i>Steven' Johnson Syndrome Pellucid Marginal Degeneration</i> ❖ Corneal Stem Cell Transplantation ❖ Ocular Surface Imaging <i>Ocular Blood Flow</i> ❖ Topical Pharmacology/Drug Delivery ❖ Quality of Life (QOL) Assessments </td> <td style="width: 50%; vertical-align: top; padding: 5px;"> <p style="color: #FFD700; text-align: center;">Glaucoma and Neurodegenerative Diseases <i>Evan Stubbs, PhD Simon Kaja, PhD</i></p> <ul style="list-style-type: none"> ❖ Cellular & Molecular Mech. of Glaucoma <i>TGF-β2, ET-1 & AH Outflow Dynamics Pressure-Induced Injury to RGC Neurons siRNA Therapeutics</i> ❖ Diabetic Neuropathy and Retinopathy ❖ Autoimmune Neuropathy <i>Autoreactive leukocyte Trafficking siRNA Therapeutics</i> ❖ Neuro-protectants <i>Polyphenols Crucifer Isothiocyanates (Sulforaphane)</i> ❖ Ocular Pharmacology <i>Elapoid Analgesics Suloxide Therapeutics</i> ❖ Proteomics </td> </tr> <tr> <td style="width: 50%; vertical-align: top; padding: 5px;"> <p style="color: #FFD700; text-align: center;">Patient Care Outcomes Research (PCOR) <i>Ronald Price Francis Weaver</i></p> <ul style="list-style-type: none"> ❖ Chicago PCORI <i>NIH Funded Grant</i> ❖ Loyola Clinical Research Database (CRDB) <i>Macular Degeneration Diabetic Retinopathy Glaucoma Obstructive Sleep Apnea</i> ❖ Hines VA Information Resource Center (VIREC) ❖ CHE-Trinity Data Mining Program </td> </tr> </table>	<p style="color: #FFD700; text-align: center;">Cornea and Ocular Surface Diseases <i>Bruce Gaynes, OD, PharmD Omer Iqbal, MD</i></p> <ul style="list-style-type: none"> ❖ Dry Eye Disease <i>Floppy Eyelid Syndrome Graft vs Host Disease (GVHD)</i> ❖ Corneal Disease <i>Keratoconus, Proteomics Corneal Transplantation</i> ❖ Genetics of Rare Disease <i>Steven' Johnson Syndrome Pellucid Marginal Degeneration</i> ❖ Corneal Stem Cell Transplantation ❖ Ocular Surface Imaging <i>Ocular Blood Flow</i> ❖ Topical Pharmacology/Drug Delivery ❖ Quality of Life (QOL) Assessments 	<p style="color: #FFD700; text-align: center;">Glaucoma and Neurodegenerative Diseases <i>Evan Stubbs, PhD Simon Kaja, PhD</i></p> <ul style="list-style-type: none"> ❖ Cellular & Molecular Mech. of Glaucoma <i>TGF-β2, ET-1 & AH Outflow Dynamics Pressure-Induced Injury to RGC Neurons siRNA Therapeutics</i> ❖ Diabetic Neuropathy and Retinopathy ❖ Autoimmune Neuropathy <i>Autoreactive leukocyte Trafficking siRNA Therapeutics</i> ❖ Neuro-protectants <i>Polyphenols Crucifer Isothiocyanates (Sulforaphane)</i> ❖ Ocular Pharmacology <i>Elapoid Analgesics Suloxide Therapeutics</i> ❖ Proteomics 	<p style="color: #FFD700; text-align: center;">Patient Care Outcomes Research (PCOR) <i>Ronald Price Francis Weaver</i></p> <ul style="list-style-type: none"> ❖ Chicago PCORI <i>NIH Funded Grant</i> ❖ Loyola Clinical Research Database (CRDB) <i>Macular Degeneration Diabetic Retinopathy Glaucoma Obstructive Sleep Apnea</i> ❖ Hines VA Information Resource Center (VIREC) ❖ CHE-Trinity Data Mining Program
<p style="color: #FFD700; text-align: center;">Cornea and Ocular Surface Diseases <i>Bruce Gaynes, OD, PharmD Omer Iqbal, MD</i></p> <ul style="list-style-type: none"> ❖ Dry Eye Disease <i>Floppy Eyelid Syndrome Graft vs Host Disease (GVHD)</i> ❖ Corneal Disease <i>Keratoconus, Proteomics Corneal Transplantation</i> ❖ Genetics of Rare Disease <i>Steven' Johnson Syndrome Pellucid Marginal Degeneration</i> ❖ Corneal Stem Cell Transplantation ❖ Ocular Surface Imaging <i>Ocular Blood Flow</i> ❖ Topical Pharmacology/Drug Delivery ❖ Quality of Life (QOL) Assessments 	<p style="color: #FFD700; text-align: center;">Glaucoma and Neurodegenerative Diseases <i>Evan Stubbs, PhD Simon Kaja, PhD</i></p> <ul style="list-style-type: none"> ❖ Cellular & Molecular Mech. of Glaucoma <i>TGF-β2, ET-1 & AH Outflow Dynamics Pressure-Induced Injury to RGC Neurons siRNA Therapeutics</i> ❖ Diabetic Neuropathy and Retinopathy ❖ Autoimmune Neuropathy <i>Autoreactive leukocyte Trafficking siRNA Therapeutics</i> ❖ Neuro-protectants <i>Polyphenols Crucifer Isothiocyanates (Sulforaphane)</i> ❖ Ocular Pharmacology <i>Elapoid Analgesics Suloxide Therapeutics</i> ❖ Proteomics 			
<p style="color: #FFD700; text-align: center;">Patient Care Outcomes Research (PCOR) <i>Ronald Price Francis Weaver</i></p> <ul style="list-style-type: none"> ❖ Chicago PCORI <i>NIH Funded Grant</i> ❖ Loyola Clinical Research Database (CRDB) <i>Macular Degeneration Diabetic Retinopathy Glaucoma Obstructive Sleep Apnea</i> ❖ Hines VA Information Resource Center (VIREC) ❖ CHE-Trinity Data Mining Program 				

Corneal Research Faculty



Liu Hui, MD

Liu Hui, MD, is a visiting Research Professor from Tianjin Medical University Eye Hospital, in Tianjin, China. The department of ophthalmology has a collaborative relationship with this eye hospital, performing over 10,000 ocular procedures per year. This collaboration was developed through the leadership of Ping Bu, MD, another research scientist at Loyola focused on ischemic disease. Dr. Hui is using an in vitro inflammatory model to uncover the basic mechanisms of inflammation associated with dry eye disease.



Charles S. Bouchard,
MD, MA

Charles Bouchard, MD, is engaged in the management and pathophysiology of Stevens Johnson Syndrome (SJS), ocular graft vs. host disease, keratoconus and ocular manifestations of obstructive sleep apnea (OSA). He is currently involved in a collaborative program studying the genetic polymorphisms of SJS in partnerships with Kyoto Frontier University in Kyoto, Japan, as well as Massachusetts Eye and Ear Infirmary. He is also actively engaged in multicenter big data outcomes research, including repeat DSEK surgery and DSEK surgery following penetrating keratoplasty.



Omer Iqbal, MD

Omer Iqbal, MD, is a research scientist with a joint appointment in the departments of ophthalmology and pathology. He provides expertise on the pathophysiology of Stevens Johnson Syndrome, as well as keratoconus and other inflammatory ocular surface diseases.



Bruce I. Gaynes, OD,
PharmD

Bruce I. Gaynes, OD, PharmD, serves as the departmental clinical research program director and works in collaboration with numerous basic science and clinical investigators on a variety of translational studies. Dr. Gaynes currently serves on numerous editorial boards including the *American Journal of Ophthalmology* and is an active member of the American College of Clinical Pharmacology. Dr. Gaynes' research interests include studies on ocular pharmacology and toxicology as well as application of novel ocular imaging systems to optimize diagnosis and treatment of neurologic and vascular systemic disease.

Dr. Gaynes recently coauthored the article entitled "Exponential decay metrics of topical tetracaine HCL administration describes corneal anesthesia properties mechanistically" which will appear in an upcoming issue of the journal *Cornea*.



Simon Kaja, PhD

Simon Kaja, PhD, is the Mulcahy professor of ophthalmology. Dr. Kaja joined the department of ophthalmology in fall 2015. His area of research focus is dry eye and novel treatments to increase tear production and reduce lacrimal gland inflammation associated with dry eye disease.

Alumni News

Loyola AAO Alumni Reception at the Loyola University Museum of Art (LUMA)



Lindsay Ambrecht Grotting, MD (Class of 2014) and her husband Andrew, an orthopaedic surgeon, are currently in Tenwek Hospital in Kenya from 2016-2017. Click here to view Lindsay's blog: <http://nzira.squarespace.com/>



John Clements, MD, Alumnus 2011, in Boa Vista Angola 2013-2015



Upcoming CME Events

Current Concepts in Eye Care

February 8, 2017

Veena Raiji, MD

"The Approach to a New Uveitis Patient"

Peter Russo, OD

"Fundamentals of Ophthalmic Ultrasound"

The Loyola department of ophthalmology Current Concepts series is a continuing education program for optometrists, conducted twice a year in February and August. Local optometrists are invited to Loyola to learn about topics important to their practices presented by Loyola faculty. CE credits are provided through the Illinois Optometric Association.

Obstructive Sleep Apnea Symposium

April 22, 2017

This symposium will be co-sponsored with **Sunita Kumar, MD**, from pulmonary medicine, and will feature up-to-date presentations on the multiple organs affected by this common, under-diagnosed and challenging disease, including: ophthalmology, cardiology, otolaryngology, neurology, dental, anesthesiology, primary care, epidemiology and public health.

Neurodegeneration: Critical Events in Glaucoma Progression and Novel Therapeutic Targets

March 29, 2017

Lecture: 4-5 pm

David J. Calkins, PhD

Professor of Ophthalmology & Visual Sciences
Vice-Chair & Director for Research
Vanderbilt Eye Institute Director
Vanderbilt Vision Research Center

Registration Not Required/Sign-In Sheet at Event

Loyola Medicine Campus, Maywood, IL
CTRE 115; Room 152B
Host: Simon Kaja, PhD
Department of Ophthalmology

28th Annual Resident Alumni Day

June 9, 2017

The James E. McDonald Speaker will be **Edward J. Holland, MD**, "Severe Ocular Surface Disease: Diagnosis and Management"

The Mark J. Daily, MD, Retinal Speaker will be **Jose Pulido, MD, MS, MBA, MPH**, "Induced Pluripotent Stem Cell Derived Retinal SCells and Their Uses: A Guide for Clinicians: Parts I and II"

The Distinguished Alumni Speaker will be **Jonathan M. Holmes, MD**, "Trials and Tribulations in Strabismus and Amblyopia"

<http://ssom.luc.edu/ophtha/about/resources/cmeprograms/ophthalmologyresidentalumnday/>

Loyola Global Health Symposium

August 12, 2017

The leadership team for department missions is actively working to make the third Global Missions Conference an event to address global sight and the effective delivery of services internationally. The event at Loyola Stritch School of Medicine features our keynote speaker **Paul Bernstein, MD**. The day's events will include panel discussions and presentations from experts on topics of concern for those interested in serving internationally.

<http://ssom.luc.edu/ophtha/about/resources/cmeprograms/>

Publications 2016: Cornea, Refractive, and Optometry

Manuscripts

1. Hakkarainen JJ, Reinasalo M, Ragauskas S, Seppanen A, Kaja S, Kalesnykas G. Acute cytotoxic effects of marketed ophthalmic formulations on human corneal epithelial cells. *Int. J. Pharm.* 2016; 511:73-78.
2. Kohanim, S.; Palioura, S.; Saeed, H. N.; Akpek, E. K.; Amescua, G.; Basu, S.; Blomquist, P. H.; Bouchard, C. S.; Dart, J. K.; Gai, X.; Gomes, J. A.; Gregory, D. G.; Iyer, G.; Jacobs, D. S.; Johnson, A. J.; Kinoshita, S.; Mantagos, I. S.; Mehta, J. S.; Perez, V. L.; Pflugfelder, S. C.; Sangwan, V. S.; Sippel, K. C.; Sotozono, C.; Srinivasan, B.; Tan, D. T.; Tandon, R.; Tseng, S. C.; Ueta, M.; Chodosh, J. Stevens-Johnson Syndrome/Toxic Epidermal Necrolysis-A comprehensive review and guide to therapy. *J Systemic Disease. The Ocular Surface* 2016;14:2-19.
3. Kohanim, S.; Palioura, S.; Saeed, H. N.; Akpek, E. K.; Amescua, G.; Basu, S.; Blomquist, P. H.; Bouchard, C. S.; Dart, J. K.; Gai, X.; Gomes, J. A.; Gregory, D. G.; Iyer, G.; Jacobs, D. S.; Johnson, A. J.; Kinoshita, S.; Mantagos, I. S.; Mehta, J. S.; Perez, V. L.; Pflugfelder, S. C.; Sangwan, V. S.; Sippel, K. C.; Sotozono, C.; Srinivasan, B.; Tan, D. T.; Tandon, R.; Tseng, S. C.; Ueta, M.; Chodosh, J. Stevens-Johnson Syndrome/Toxic Epidermal Necrolysis-A comprehensive review and guide to therapy. *J Ophthalmic Disease. The Ocular Surface* 2016;14:168-188.
4. Sivaraman K, Jivrajka RV, Soin K, Bouchard CS, Movahedan A, Shorter E, Jain S, Jacobs DS, and Djalilian AR. Superior Limbic Keratoconjunctivitis-like Inflammation in Patients with Chronic Graft-Versus-Host Disease. *The Ocular Surface* 2016;14:393-400.
5. Pittner A, Nolan M, Traish A, Farooq A, Feder R, Hill G, Dwarakanathan S, McGaghie W, and Bouchard CS. Standardized approach to training for cataract surgery skill evaluation. *J Cataract Refract Surg* 2016; 42:855-863.

Book Chapters

1. Gomes RLR, John T, Kenyon KR: *Clinico-Pathology of Corneal Endothelial Diseases*. In Agarwal and Kim (Eds.): *Endothelial Keratoplasty*. Publisher Thieme 2016 (In Press).
2. Jessica Ciralsky, Edward Lai, George O. Waring III (deceased) & Charles S. Bouchard. "A Matrix of Pathologic Responses in the Cornea" in *Cornea*, Fourth Edition, Krachmer JH, Mannis MF, and Holland EJ, eds., Mosby-Year Book, Inc. St. Louis, MO, 2016.
3. Bouchard CS and Lin A. "Noninfectious Keratitis", in *Ophthalmology*, Yanoff M, Duker J, eds., Mosby-Year Book, Inc. St. Louis, MO, 2017.

Abstracts

1. Truong A, Thompson J, Stern H, Verdier D, Johnson P, Lubeck D, Djalilian A, Cortina M, Gaynes B, Bouchard, C. A multicenter-Study Evaluating the Indications and Outcomes of Repeat Descemet's Stripping Endothelial Keratoplasty. *Invest. Ophthalmol. Vis. Sci. Abstract # ?? 2016*.
2. Kaja S, Koulen P, Puranen J, Ragauskas S. A topically delivered synthetic metalloporphyrin SOD mimetic improves hallmarks of dry-eye disease pathology. *Invest. Ophthalmol. Vis. Sci.* 2016.
3. Elsiddig E, Gange W, Borys E, Bouchard C. Is Obstructive Sleep Apnea (OSA) Associated with Systemic Elastin Disease? *Invest. Ophthalmol. Vis. Sci.* 2016.
4. Becker M, Kirk C, Narala R, Kuma S, Adams W, Bouchard C. Lax Eyelid Syndrome, Obstructive Sleep Apnea Syndrome (OSAS), and Ocular Surface Inflammation. *Invest. Ophthalmol. Vis. Sci.* 2016.
5. Ziniauskaite A, Ragauskas S, Puranen J, Haapaniemi A, Kalesnykas G, Kaja S. Restasis® prevents lacrimal gland pathology in the novel SiccaSystem™ standardized experimental platform for experimental dry-eye disease research. *Invest. Ophthalmol. Vis. Sci.* 2016.
6. Iqbal O, Brambl W, Bouchard C. The role of transforming growth factor beta 2 (TGF-beta 2) in the pathogenesis of keratoconus. *Invest. Ophthalmol. Vis. Sci.* 2016.
7. Oppenheimer K, Labrum A, Pusateri G, Jay W. Accessibility Features of the Apple Watch: a Performance Survey Within the Low Vision Community. *Invest. Ophthalmol. Vis. Sci.* 2016.

Presentations 2016: Cornea, Refractive and Optometry/Low Vision

Charles S. Bouchard, MD, MA

1. "Medical & Surgical Management of Severe Ocular Surface Disease," ISEPS-COS Joint Conference Program, Chicago, IL, March 2016.
2. "Instrument Handling in Ophthalmology," Northwestern University Annual Phacoemulsification Course, Chicago, IL, September 10, 2016.
3. "Ocular Manifestations of Sleep Apnea," Joint Commission on Allied Health Personnel in Ophthalmology, 44th Annual Meeting, Chicago, IL, October 16, 2016.
4. "Intersecting Aspects in Systemic and Ocular GVHD," Panelist, University of Illinois Eye Center, Chicago, IL, October 22, 2016.

Thomas John, MD

1. "New water-pillow technique for effective harvesting of donor Descemet membrane and endothelium for Descemet membrane endothelial keratoplasty (DMEK)," John, T, Vukosavljevic, D, Cheng, AMS, Sheha, HE. Annual Meeting of the American Society of Cataract and Refractive Surgery Symposium and Congress, New Orleans, LA, May 6 - 10, 2016.
2. "Enhanced wound healing after Descemet membrane endothelial keratoplasty," John, T, Cheng, AMS, Tighe S, Sheha, HE. Annual Meeting of the American Society of Cataract and Refractive Surgery Symposium and Congress, New Orleans, LA, May 6 - 10, 2016.
3. "Corneal nerve regeneration after self-retained amniotic membrane use for dry-eye disease," John T, Tseng SC, Cheng, AMS, Sheha, HE, Tighe S. Annual Meeting of the American Society of Cataract and Refractive Surgery Symposium and Congress, New Orleans, LA, May 6 - 10, 2016.

Peter Russo, OD

1. "Fundamentals of ophthalmic ultrasound," Current Concepts; Optometric CE sponsored by the LUMC Department of Ophthalmology, February 8, 2017.
2. "See all that you can see: Ophthalmic Ultrasound in Clinical Practice," Optometric CE presented at the American Academy of Optometry Annual Meeting in Anaheim, CA November 9-12, 2016.
3. "Fundamentals of Specialty Contact Lens Design," Current Concepts; Optometric CE sponsored by the LUMC Department of Ophthalmology, August 3, 2016.

Megan Hunter, OD

1. "Systemic Medications with Significant Ocular Side Effects," Current Concepts; Optometric CE sponsored by the LUMC Department of Ophthalmology, August 3, 2016.

Eileen Gable, OD

1. "Diabetes Update for Primary Care Optometrists" and "Pediatric Grand Rounds," invited guest lecturer at the Fellowship of Christian Optometrists International Conference held in Brownsville, IN on November 2-3, 2016.
2. "Primary Eye Care with a Global Focus," Optometric CE presented at the American Academy of Optometry Annual Meeting in Anaheim, CA November 9-12, 2016.

Bruce I. Gaynes, OD, PharmD

1. ARVO 2017 Invited Speaker; Conducting Clinical Research; Baltimore, MD.

We also treat the human spirit.®

Loyola's goal is to deliver safe, effective treatments that will help our patients return to their normal lives. We don't just treat your disease. We also treat the human spirit.

For more information or to make an appointment, please call

888-584-7888

or visit **loyolamedicine.org**



**LOYOLA
MEDICINE**

2160 S. First Ave. • Maywood, IL 60153
708-216-3862 • loyolamedicine.org